



Cheyenne Heritage Quilters

Patchwork Update

September 2021



Dedicated to encouraging and broadening quilter's creativity, sharing quilting knowledge, exhibiting quilting accomplishments and contributing to the community.

Visit us online at chquilters.org or on Facebook: [Cheyenne Heritage Quilters](#)



Dear Members,

What a Quilt Show we had. We had a lot of help and fun. I am asking all participants in the Quilt Show to make a comprehensive report at the Board meeting on August 23, at 7 p.m., in the boardroom at the church. I would like a report on expenses, information, etc. from each chairman and any constructive criticism or compliments to make the next show even better! The Board will be reviewing all the information and give you a report at the meeting on Tuesday, Sept. 7. Thank you to everyone for all your hard work and patience! Thank you, Cynthia, for taking on the Chairman of the Show. This is a big job!!

We will have our meeting on Sept 7 at 7 pm at the church because of Labor Day.

Our program will be Combining Machine Embroidery and Quilting by Penny Olive.

Well, summer is winding down and school will be starting on August 23rd. Where has the summer gone?

Deb O'Grady

Past and Present President

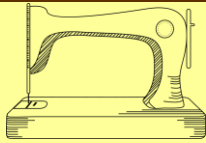


2021 CHQ Board Members

President:	Deb O'Grady
Vice Pres:	Debbie Baldwin
Secretary:	Mary Ellen Little
Treasurer:	Donna Dolan
Quilt Show Chair:	Cynthia Helmer
Greeter:	Sue Capozella
New Members:	Helen Jarvis
Librarian:	Joyce Holub
Programs:	Debbie Baldwin
Newsletter:	Angela McPherson Di Wilsey Geer
Photographer:	Lissy Currie
Webmistress:	Judy Gilmore
Facebook:	Angela McPherson Di Wilsey Geer
Round Tuit:	Di Wilsey Geer
Community Quilts:	CHQ Members
- Quilter/Coordinator:	Donna Dolan
- Distribution:	Char Nolan

Quilter's News/Updates

MISS DAISY QUILT AS YOU GO



[taught by Daenette M.]

Quilt As You Go Class

Limit of 20 People (3 spots left)

When: September 11, 2021

Time: 9 a.m. to 4 p.m.

Where: Little Bear Restaurant

**Who: CHQ Members \$30;
Non-Members \$35**

**For more details contact
Deborah Baldwin**



Miss Daisy Quilt Pattern

By Moncia Poole

Purchase your pattern at the link below:

<https://www.patternpoole.com/product-page/miss-daisy-qayg-print-sew-pdf-pattern>

Club Calendar Reminders

September 7, 2021 – CHQ Club Meeting @ 7 pm

September 11, 2021 – Quilt as You Go “Starburst” class by Daenette More @ Little Bear


September 20, 2021 – CHQ Board Meeting @ 7 pm

October 4, 2021 – CHQ Club Meeting @ 7 pm
Cindy Paul and Jean Korber's Trunk Show

October 18, 2021 – CHQ Board Meeting @ 7 pm

Visit us on Facebook: [Cheyenne Heritage Quilters](#)

Community Quilts



These quilts may be used for raising \$ for agencies that request such help.



Community Quilts Accepted Sizes

Baby: 42 by any size
Lap/Youth: 45 or more by anything but less than twin
Twin: 63 by 87
Double: 78 by 87
Queen: 84 by 92
King: 100 by 92



2 Twins & 1 Lap quilt & 2 pillowcases to match.

3 baby quilts. There were also 3 wall hangings that went to our boutique since we give away only bed quilts normally.

During the month of August quilts have been given to the following organizations:

Family Promise
COMEA
Wyoming Seniors Inc Senior Companion Program

COMEA has recently been able to purchase an additional building and is able to expand the shelter. They are very grateful for our support and appreciate our gift of twin sized quilts for their beds.

Family Promise also was very happy to receive quilts. They currently are operating at capacity and beyond and are desperate for any gifts. Local churches kindly provide food coupons and some cash and we at CHQ can help their beds be warm and beautiful.

The Cheyenne Seniors are so happy about our quilts— they go to individuals who are thrilled to get a beautiful quilt gift of their very own. Most of these seniors live alone and depend on the Companion Program. Our gifts are presented to them by the Companion volunteers, and I've been lucky to see photos of several happy recipients receiving our quilts.

We will be presenting two quilts in the near future that will be used for fundraising. Those quilts will go to the YMCA of Cheyenne and the Kiwanis Club of Cheyenne. We wish them successful events!

Thank you to everyone who contributes to Community Quilts. And thank you to everyone who contributed to the success of the CHQ quilt show boutique. The boutique was filled with beautiful items for sale and gobs of delicious baked goods representing hours of work to help raise funds for the club. Thank you to those who helped set up, worked selling, closed down and helped in any way. More specific information about the amount raised by the boutique sales will be discussed at the board meeting and at the September meeting.

Char Nolan



Quilt Show



QUILT SHOW WINNERS

Cheyenne Heritage Quilters 2021
107 Quilts Were Entered

Quilt Show Winners Judges Choice Best of Show

Linda Brunner "Alaska"

Pieced, Large

1st Cherrie Read "Delight"

2nd Bea Dersham "Sunshine and Stars"

Pieced, Small

1st Tae Yamaki "Diamond Dust"

2nd Mary Harpold "Here's Looking at You"

Applique

1st Penny Morris "Circles on Stripes"

2nd Carolyn Morris "Grandma's Umbrella Girl"

Art/Modern

1st Debbie Przymus "Abilene Cow"

2nd Barb Carley "Weeping Willow"

Quilting, Hand Guided

1st Carole Gardner "High Plains Round Robin"

2nd Carolyn Morris "Pieces of Wyoming"

Quilting, Computer Guided

1st Barb Carley "Shakespeare in the Park"

2nd Debbie Przymus "Bon Voyage"

Viewer's Choice

1st Debbie Przymus "Abilene Cow"

2nd Carole Gardner "Hummingbirds"



Winner of
CHQ Opportunity Quilt:
Nancy Erickson
from Nunn Colorado




*We had 62 people on Thursday.
We had 122 people on Friday.
We had 111 people on Saturday.*

Total 233





Quilt Show



Last Month's Program



“Demoing a New Bag Project”


by Kara Enyeart from Quilt Essentials

<https://quiltessentialslaramie.com/>


Last month Kara demoed making a new container out of fabric step by step. It was a wonderful presentation. Thank you, Kara, for coming over to Cheyenne and presenting the New Bag Project.



AUNTIES TWO PATTERNS
COVERED RECTANGULAR
CRATES



Includes
directions
for 3 sizes



Have fun with
continuous print
gradient fabrics like
these from
Timeless Treasures

website: auntiestwo.com email: info@auntiestwo.com
Copyright 2021 Pattern Number AT 662



Programs



Free Motion Quilting with Embroidery By Penny Olive (CHQ Member)





September 7, 2021

From simple to complex, we'll look at combining embroidery with free motion quilting or even your walking foot using simple grids, to echoing to intense quilting. See how batting and thread choices can really make the designs pop and even look like trapunto. A great way to also make quick and easy gifts!


The same theory can work with applique!



CHQ Upcoming Programs

-  September 7, 2021 – “Combining Machine Embroidery and Quilting” by Penny Olive
-  October 4, 2021 – “Cindy Paul and Jean Korber’s Trunk Show”
-  November 2, 2021 – “Tabletop Demonstrations” by local CHQ Members
 -  If you have a quick demonstration you would like to add contact Debbie

December 7, 2021 – “Christmas Party & Gift Exchange”

 Not So Attractive Fat Quarter Activity Reveal



Show and Tell



Left & Above: Cathy J. showed us her 2 quilts and purse she made.



Above: Donna G. amazes us with her continued learning by creating beautiful new quilts.





Show and Tell

Continued



Right: Jo Ellen M. showed her quilt that represented her daughter, and the fabric was of all the things her daughter loved.



Above and Right: Robbin F. is showing her wonderful quilts and talent. We are so glad Robbin that you have joined us.



AUGUST CHQ GUESTS

ELAINE H. & SUSAN P.



Left: Angela M. showed a quilt she made before she moved here from Mountain Home ID. It was a kit her husband gifted her with and she

completed it in three months





CHQ Block of the Month




September 2021 BOM:
Nine Patch Chain

Directions can be found on
Facebook: **Cheyenne Heritage Quilters**
<https://www.facebook.com/groups/151036836442>



COMING UP NEXT FOR
October's BOM...

Friendship Star




The time has come to take up the next
QUILT CHALLENGE!

I think there is a lot of possibility in this year's task, so be sure to bring \$10 to the September meeting especially for this year's challenge packet.

Can't wait to have you join the fun!

~Judy Gilmore





CHQ Quilting Tips



Quick Quilting tips from the Newsletter Editor:

What Not to Do While Quilting

- Not changing your needle or making sure the needle you are using is appropriate for your project. ([Sewing Machine Needle Chart \(schmetzneedles.com\)](#))
- Not ensuring your machine is oiled or taken in for maintenance. Please read your sewing machine manual.
- Fix your tension. ([How To: Deal & Understand Tension Problems \(Sewing for Beginners\) - Bing video](#))
- Press DON'T IRON. Make sure your iron heat is appropriate for your fabric. ([Pressing versus Ironing Tips and Techniques - Fat Quarter Shop - Bing video](#))
- Not taking BREAKS!!! Stretch, eat a healthy meal or snack, don't forget your loved ones. ([Exercises and Stretches for Quilters: Neck and Upper Back - Bing video](#))


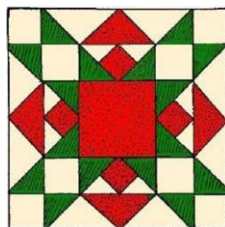


Ugly Fat Quarter Christmas Exchange Challenge



We had **24** members step up to participate in our fun-filled Ugly Fat Quarter Christmas exchange challenge project. Each fat quarter was placed in a numbered bag along with a notion. We tracked the numbered bags by the donor quilters name. Bags were drawn at the July meeting where we tracked which numbered bag the quilter drew to ensure that they did not draw their own. **Members participating are required to make a project**, be it a table runner, a table topper, a bag/purse, a lap quilt, a wall hanging, a scissor case, a mug rug, or whatever. **The majority of the fat quarter and the notion must be used in the final project.**

Keep your project confidential for the final reveal. Finished projects are to be wrapped, the number from the bag added as a gift tag, and brought to the December 6, 2021, meeting where we reveal the last "fun factor" to this challenge.



NOTE: For those who are unable to attend the July meeting, the remaining bags will be returned to the August meeting for you to draw from. You may have someone draw on your behalf and obtain your brown bag from them. ~ Di



Southeast Region

Holiday UFO

Fall 2021 Retreat



Friday, September 24, 9:00 am to 9:00 pm

Saturday, September 25, 9:00 am to 9:00 pm

Sunday September 26, 9:00 am to 4:00 pm

Bring your holiday UFO projects to finish before the snow begins to blow or whatever project you want to work on. We will play Left, Right Center on Friday night, so bring 3 holiday (Halloween or Christmas) fat quarters. We will also find a game to play with strips on Saturday night, so bring 10-2 1/2" holiday (Halloween or Christmas) strips.

There will be tables available for those that wish to sell gently used items. Please mark your items so that buyers know who to contact. The sales will take place between buyer and seller, you're on the honor system.

For a little bit of fun and stretch time, we would like to offer short demonstrations or presentations. (15 minutes-ish) If you would like to demonstrate a technique or share a cool tool, please let Linda know.

The cost for the weekend is \$55.00 per WSQG Member – cost includes individual sewing station with 6-foot table in the LCCC Union Pacific Room along with 5 meals in the cafeteria. (Friday Lunch & Dinner, Saturday Lunch & Dinner, and Sunday Brunch). If you have special dietary needs, please contact Linda Herget at (307-221-3114). If you are not a Wyoming State Quilt Guild member, your fee is an additional \$20.00.

Secure your spot by sending check (payable to Linda Herget) to:

Linda Herget
129 Stanfield Ave
Cheyenne, WY 82007

If you prefer electronic payment, I do have Venmo, PayPal and Zelle accounts.

Refunds will not be made after September 15, 2021.

If you have any questions, please contact Linda Herget at (307-221-3114, 307-778-1278, slherget@msn.com or lherget@lccc.wy.edu).

Email the following information to Linda but remember that your registration is not confirmed until payment is received. If you are mailing a check, please include the information below.

_____ (cut) _____

Registration Form:

Name _____ Amount on Check _____

Email _____ Phone No. _____

CHQ Quilting Art Quilting



G R U A P R X F P U
 T N C I T S I T R A H I F D
 K D I Z C T P H W M O R C A E U X T
 N Y R T F C O N T E M P O R A R Y S T B
 C S E F C P T M S E F A B R I C V Y O I Y Z
 H O Y D B S T Q N R E P A P X A W G C T T B I S
 G H A F O G S Q G W V J P S W L R Q E B S Y T L E
 M L A T H R E A D S K E T C H I N G J E Q N F Q E Q
 N D J D Y E I N G F A B R I C H O E D Y A I A J W I D B
 D E T X R Y A J O F E J C O L L A G E R D H G R R Q E J
 G S N N D E C O R A T I V E S T I T I C H I N G R M N Y T K
 V Y Y E J C D S N B O E Q N I J E E V X J N E E R R H T I M
 N A Y M T P L K D H O L X A P L U E K G T G F R S L H Z K C
 W V Y H E O U E Y D X A T T A G C I N G E S G U X R S G E L
 C S P S E R M M E R Q D T C I A C I F S N E L W E T R A C E
 F R U I H T Y A I H C X S W L L D D I A F K I A U P V A T Y
 F T E L S R R R N Q W Y O D A L E V R L A N D S C A P E X F
 D D Q L G A E F G F A R E M O N O T J P G S Y S P U Y P E V
 Y W G E N I D T X R G P O F R R O C B O N F S P M A T S U M
 V S U B I T I N G P T I C L P T L E M B E L L I S H M E N T
 T F M S S R I N H C I Q M O M Z U K F N A R T B F H Y Y
 A D E S O O A S F R D I H V C R A W E D G E O N P E T K
 K C E S B P I B V P P X M I N K L R I B B O N U N Z
 O Y R L M O A W X L A N O I S N E M I D E I U A G W
 T P E E F S U X K D T W P U M L L X M T E M Y T
 N R R N E V S R E K R A M G N I R O L O C R
 Q X S G K W A T E R C O L O R J N A H R
 O M I X E D M E D I A B B K T K X R
 G V S E U Q I L P P A W L Y
 H D V G Z S Y D W Z



WORD LIST:

APPLIQUE
 ART
 ARTISTIC
 BEADING
 COLLAGE
 COLORING MARKERS
 COLOR WHEEL
 CONTEMPORARY
 DECORATIVE STITCHING
 DEPTH
 DIMENSIONAL
 DYEING
 DYEING FABRIC
 EMBELLISHMENT

EMBELLISHMENT
 EMBROIDERY
 FABRIC
 FABRIC FOLDING
 FRAME
 FUSIBLE
 GRAY SCALE
 IMPROVISE
 INK
 LACE
 LANDSCAPE
 LAYERING
 MIXED MEDIA
 PAINT

PHOTO TRANSFER
 PORTRAITS
 PRESSING SHEET
 RAW EDGE
 RIBBON
 STAMPS
 TEXTILE
 THREAD
 THREAD SKETCHING
 TRACE
 WATER COLOR
 WAX PAPER

CLICK Below for
 September Puzzle
 CHQ Art Quilting

CHQ Art Quilting
 Word Search
 (mywordsearch.com)



Advertisements




Around the Block
QUILT SHOP

September Events

English Paper Piecing Sat Sept 4
Irish Chain Sat Sept 11
Stack 'N Whack Sat Sept 18 & 25

Coming in October

French Braid Sat Oct 23 & 30

We are doing a 2020 Block of the Month from Northcott/Banyon batiks.
Order your kit soon, if you want to participate.
Fabrics will arrive in January.

Hours: M-S 10-6, Sundays 1-5 (Closed 1st Sun.)
453Vandehei Avenue Suite 120
307-433-9555
See aroundtheblockquilts.com for full schedule

SEPTEMBER IS HERE AND THE FEEL OF FALL



The Venture 10 Spool machine has been Creating orders for me. Just finished embroidering The East High Trap Club team Logos on pockets and Attaching badges. I did this as a sponsor

Click here to link to the Embroidery Files for those who have Embroidery Machines. Those that love <https://embroideryonline.com/?aff=321860> the embroidery designs and don't embroider, let me know what you would

Thank you for those who are ordering Supplies. As always I send an order on the 1st and 15th Each month.

308-641-8638
Leave a message or text

Personalized coffee cups, tumblers, Coasters and more. Souvenirs soon to come available
Click on boot to go to web page

longarmofthewestcustomquilting.com

BERNINA AUTHORIZED DEALER!
made to create



Long Arms, Quilters, Embroidery, & Sergers!





JANOME AUTHORIZED DEALER

We Repair ALL Brands

Sewing Center www.SewCenter.com
of Cheyenne 1511 Logan Ave.
307-778-2717

Answer Key



CHQ Membership 2021



Please send your dues of \$20 and the membership form listed in the newsletter to CHQ, P O Box 21194, 82003. THANK YOU!

Donna Dolan, Treasurer



CHEYENNE HERITAGE QUILTER REGISTRATION FORM

Year _____

Please fill out and submit with \$20.00 to:

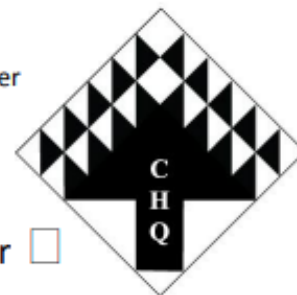
Cheyenne Heritage Quilters; P.O. Box 21194; Cheyenne, WY 82003; Attn: Treasurer

Your membership is valid from January through December

Please fill out the entire form, even if there were no changes from last year.

Renewal Membership

New Member



Please Print

Name _____

Mailing Address _____

Home Phone _____ Cell Phone _____

Email _____

CHQ's monthly newsletter is online at chquilters.org. Check here if you do not have access to the internet.

Office Use _____

Amount Paid: _____ Cash _____ Check number: _____

Guest Policy

Please invite your friends to attend our meetings. All skill levels and non-quilters are welcome. Non-members may attend two meetings for free unless we have a paid guest speaker, then guests are asked to pay a \$5 fee. On the third and subsequent meetings, the non-member must pay \$2 unless membership dues are paid.

Advertisements & Articles for Newsletter

Ads and articles must be quilt, craft or sewing related. They must be "copy" ready. The newsletter editor is not responsible for typing your information.

Ad size is 3.5" wide x 4.5" tall.

Articles for the Newsletter can be e-mailed to quiltingfriends307@yahoo.com no later than the 3rd Wednesday of each month.

Cell Phones:

We ask that cell phones be silent or off and that emergency conversations be held out of the meeting room.

Meeting Schedule

We meet at the First United Methodist Church, 108 E. 18th St. on the first Monday of each Month starting at 7 pm. Please view the newsletter for exact meeting times and programs. During the meetings you will have access to our Library.

Show & Tell Guidelines

Show one or more projects. Please share information regarding each piece.

How to Reach Us

Website: www.chquilters.org

Facebook at Cheyenne Heritage Quilters
(<https://www.facebook.com/groups/151036836442851>)

E-mail: info@chquilters.org

Mailing address:

Cheyenne Heritage Quilters
PO Box 21194
Cheyenne WY 82003